

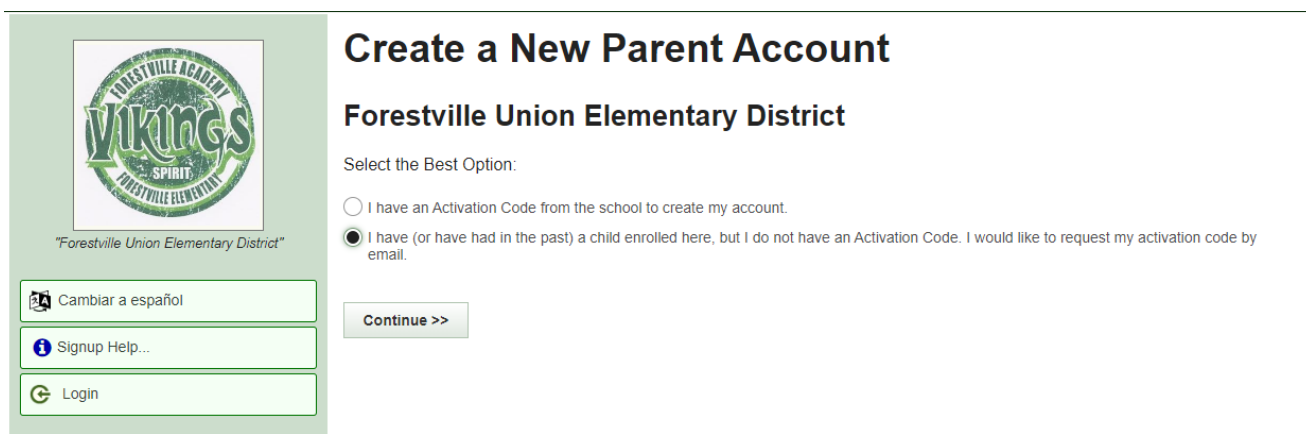
Schoolwise Parent Portal Set-Up Directions

Our school utilizes a student information system called Schoolwise. Please follow these steps to create a parent/guardian account:

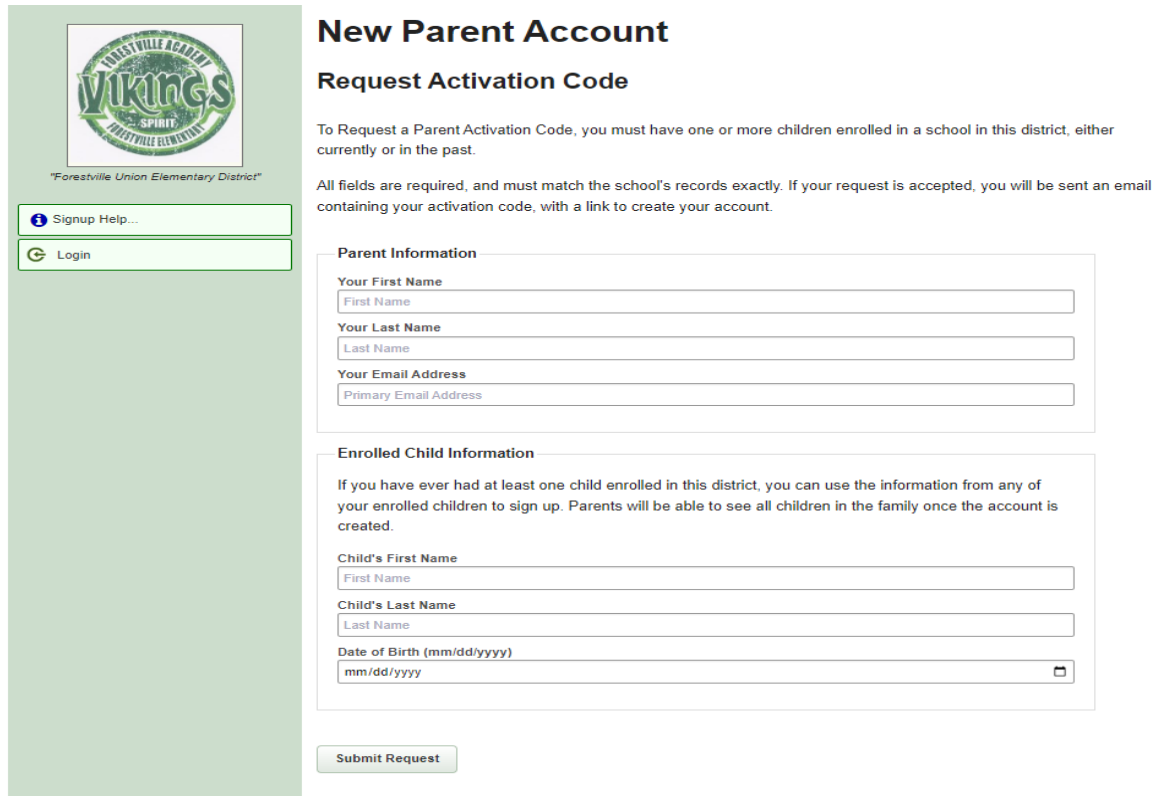
1. Please go to: <https://fusd.schoolwise.com/>
2. Click on the button on the left side that says “parent sign-up”



3. Click on “I have (or have had in the past) a child enrolled here, but I do not have an Activation code” and then click continue.



4. Enter the requested information about yourself and your child and then click submit request.



New Parent Account
Request Activation Code

To Request a Parent Activation Code, you must have one or more children enrolled in a school in this district, either currently or in the past.

All fields are required, and must match the school's records exactly. If your request is accepted, you will be sent an email containing your activation code, with a link to create your account.

Parent Information

Your First Name
First Name

Your Last Name
Last Name

Your Email Address
Primary Email Address

Enrolled Child Information

If you have ever had at least one child enrolled in this district, you can use the information from any of your enrolled children to sign up. Parents will be able to see all children in the family once the account is created.

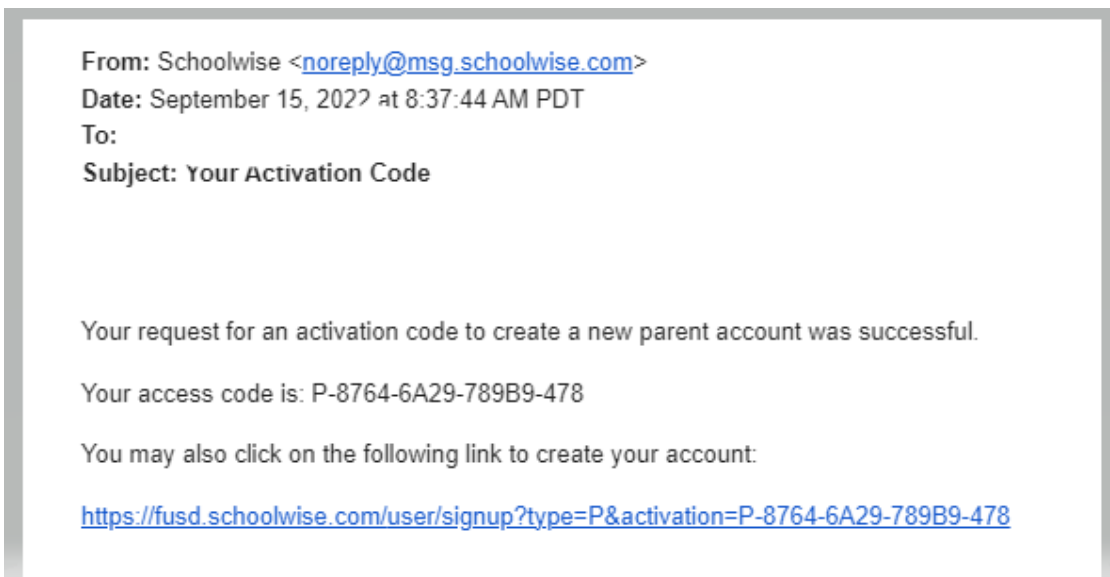
Child's First Name
First Name

Child's Last Name
Last Name

Date of Birth (mm/dd/yyyy)
mm/dd/yyyy

Submit Request

5. Check your email (it could be in your spam folder):



6. Go back to fusd.schoolwise.com and use your access code or click on the embedded link in the email to finish setting up your account.

If you have any questions or problems, please contact Cisco Piazzao at cpiazzao@forestvilleusd.org or 707-887-2279.